

l' Eleganza entra in casa



pannelli di rivestimento
e accessori per porte di sicurezza



la nostra Azienda



1818+









*Brambilla
Porte*



Il nostro è il passaggio da un sapiente ed **ecclettico artigianato** ad una **moderna Azienda** che ha saputo cogliere negli anni ogni impulso per poter crescere, sempre mantenendo le giuste dimensioni. **La perfetta sintesi di tecnologia, qualità, affidabilità e cortesia.**




	Collezione i Classici	pag. 4
	Collezione lo Spigolo	pag. 8
	Collezione Style	pag. 12
	Collezione l'Inserito	pag. 16
	Collezione Vecchia Milano	pag. 18
	Gli Accessori	pag. 22



Realizzazione in tutte le colorazioni RAL




Realizzazione in tutte le tinte legno



Sagoma cod. 103

utilizzo su:
m.d.f idrofugo



Sagoma cod. 101

utilizzo su:
m.d.f idrofugo



Sagoma cod. 101

utilizzo su:
compensato marino a fibre parallele




pannello pantografato ad angoli tondi

i Classici




mod. 08


okumé tinto noce medio - sagoma cod. 101



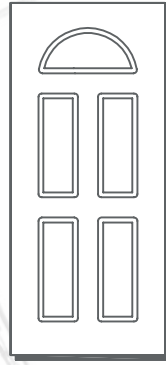
05



06



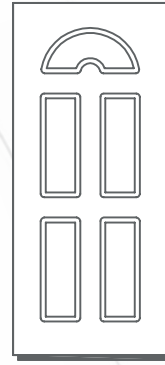
07



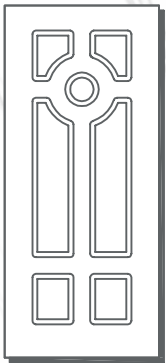
Elisa



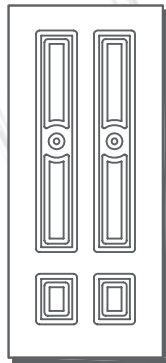
7Q



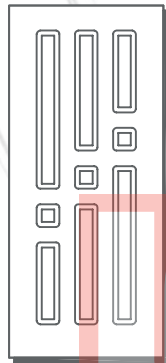
18



19




21



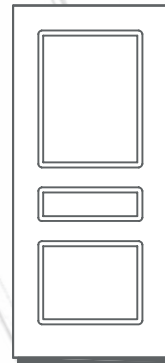
22




23



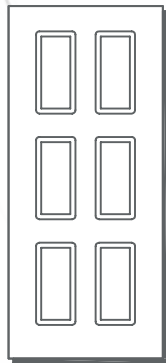
24




25



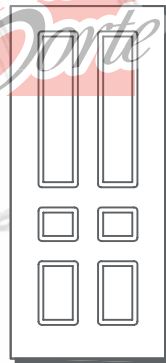
26



27



28




29



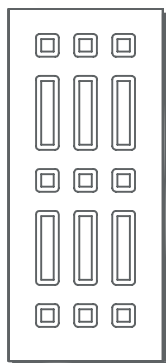
Diana




31




32



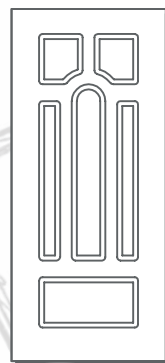
33



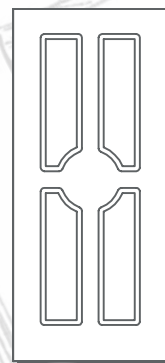
34



HS



HSK



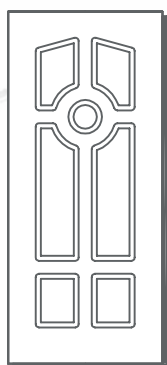
QT

*Brambilla
by
Dante*

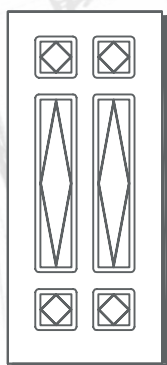
pannello pantografato ad angoli tondi



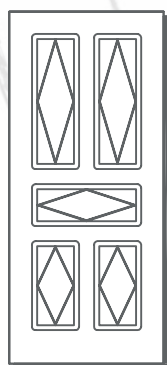
Onda



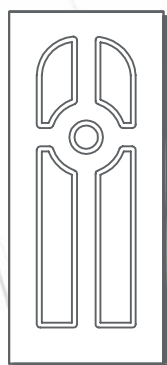
WF



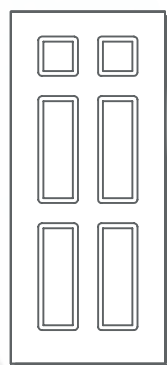
46




49



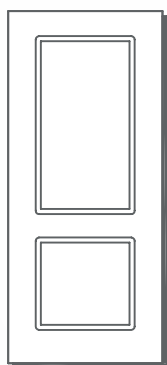
Ivano



55



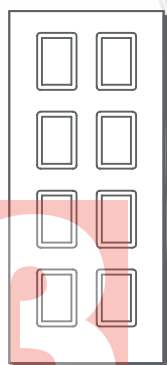
57



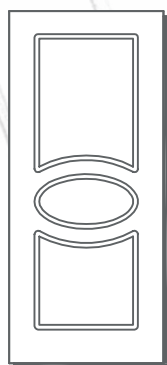
59



60



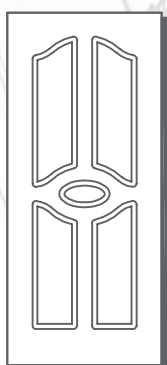
62



EL1



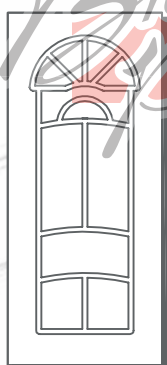
EL2



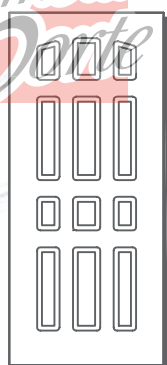
QU



70



75



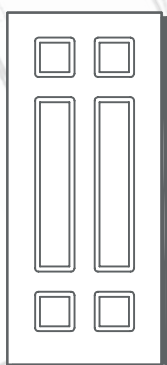
76



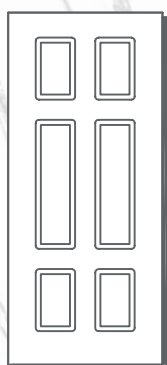
EL3



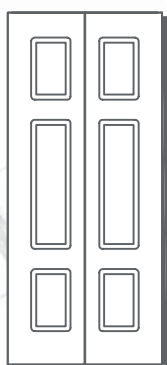
E770



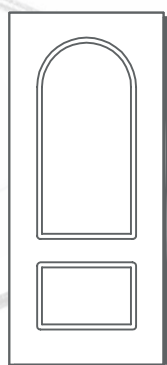
30



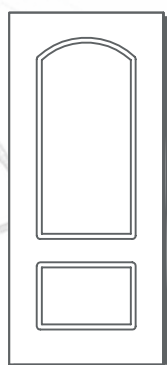
Giò



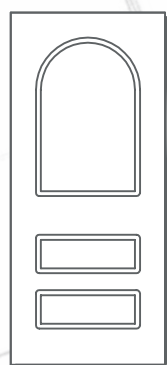
Giò FC




51 TS



51 SR



Bergamo



Sagoma cod. FERRERO
utilizzo su:
M.D.F idrofugo per modelli KEVYA



Sagoma cod. 103 SV
utilizzo su:
M.D.F idrofugo



Sagoma cod. 101 SV
utilizzo su:
M.D.F idrofugo



Sagoma cod. 101 SV
utilizzo su:
compensato marino a fibre parallele



Brambilla
Porte

pannello pantografato a spigolo vivo


lo Spigolo



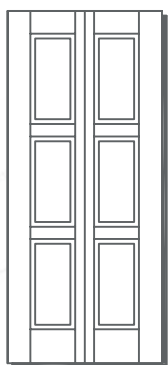
mod. 2R

okumé tinto noce chiaro - sagoma cod. 101 SV


collezione lo Spigolo



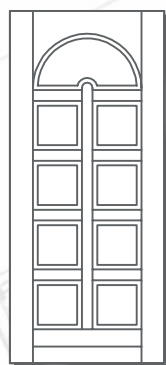
Giò Vmil



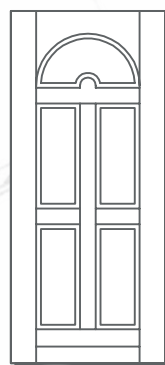
27 Vmil



8A Vmil




WA




Berna



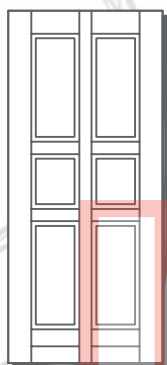
WL



Giò SV



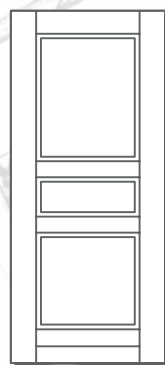
27 SV



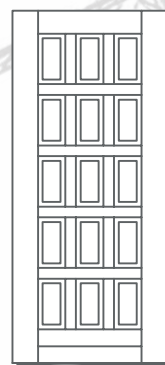
8A SV




22 SV



25 SV



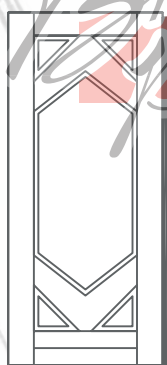
26 SV



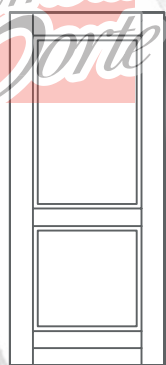
5 Esse



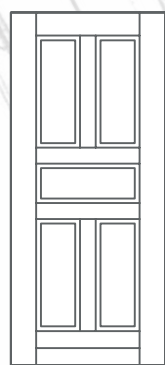
5T



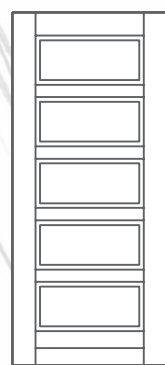
5Q



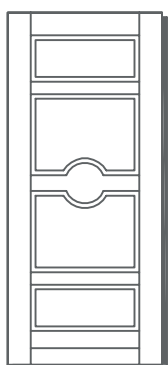
TN



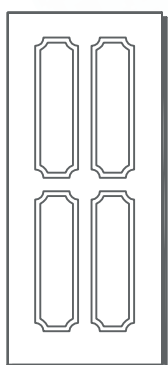
60 SV




5 Zero



5F



5G



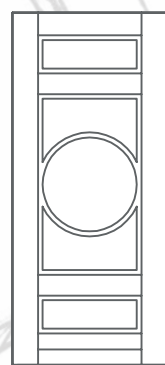
P107



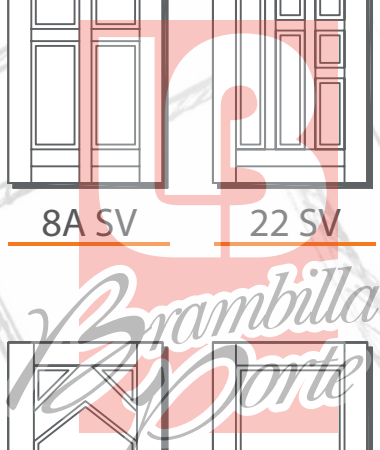
WB




Praga




5D



pannello pantografato a spigolo vivo



RCA



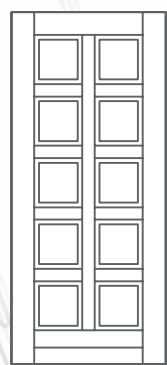
RCB



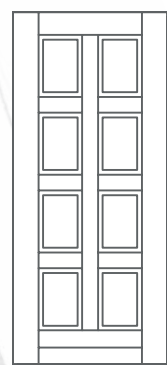
RCG




RCH



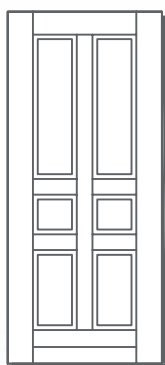
TD SV



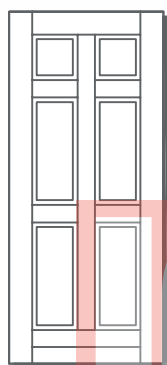
WK



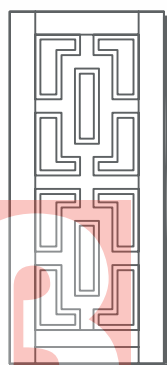
TH



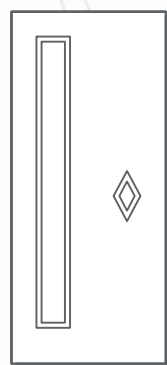
TK



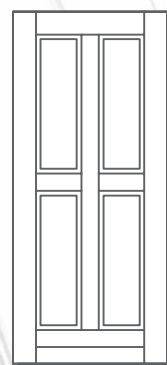
TM



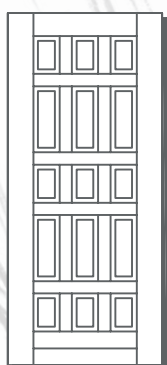
2C




2Y



WV



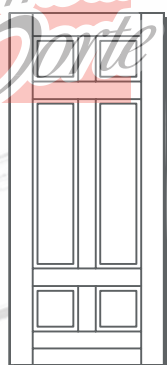
WQ



5P



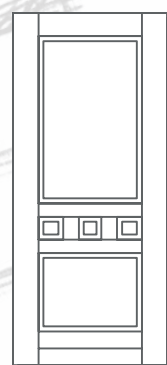
WT



TJ



TL

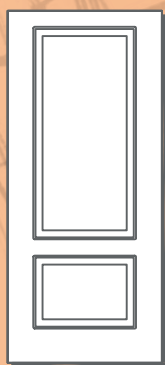


2R


serie KEVYA disponibili anche nei mod. 4, 5, 8, 9, 10, 11, 12, 14.



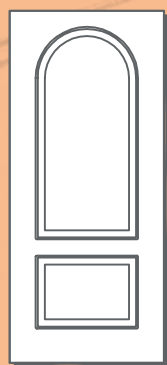
1



2



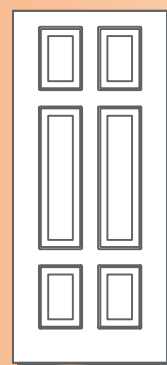
3



6



7



13



Sagoma cod. 102

utilizzo su:
compensato marino a fibre parallele
M.D.F idrofugo




Sagoma cod. 104

utilizzo su:
compensato marino a fibre parallele
M.D.F idrofugo



Sagoma cod. 105


utilizzo su:
compensato marino a fibre parallele
M.D.F idrofugo






mod. PFV


mdf idrofugo laccato ral - sagoma cod. 102



13



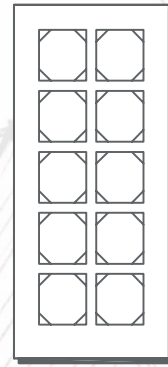
14



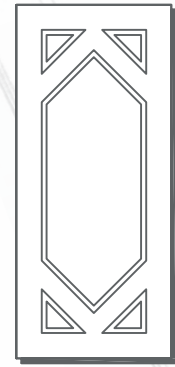
15



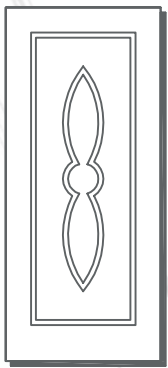
17




4D



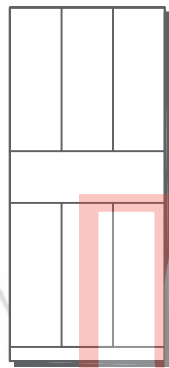
4 Zero



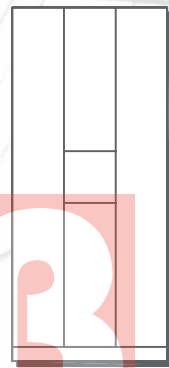
4R



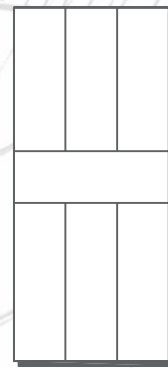
4X




64




65



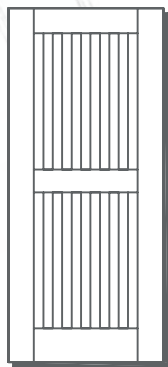
66



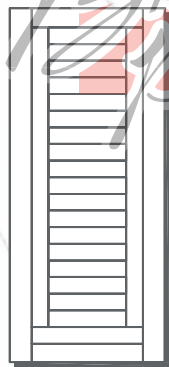
Focus



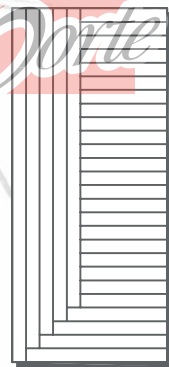
PRS 45




PRS




DLC



DLF



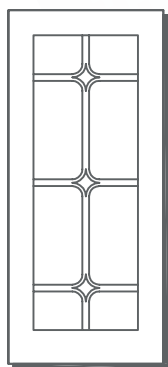
Dogato



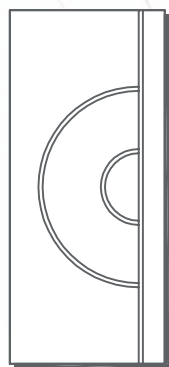
Doga 45




Doga OR



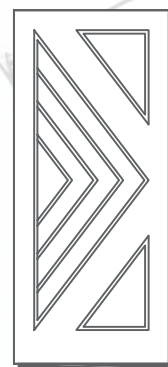
Parigi



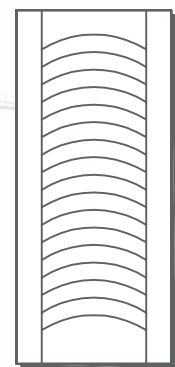
Tokio




Zen




Maya



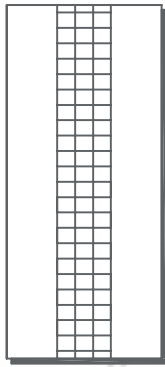
DLO



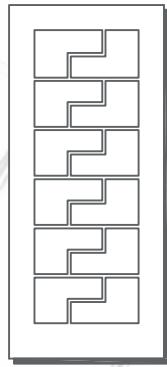
pannello pantografato inciso



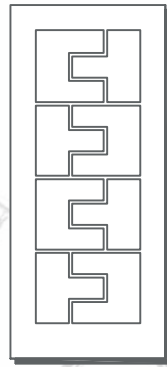
Forte 1



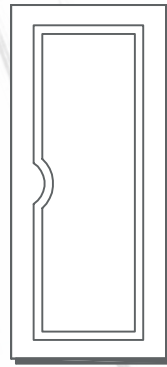
Forte 4



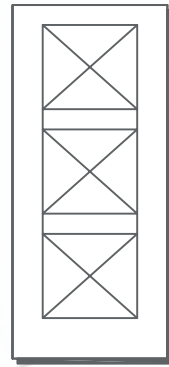
Forte P




Forte P1



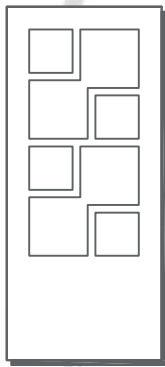
Incisa 1



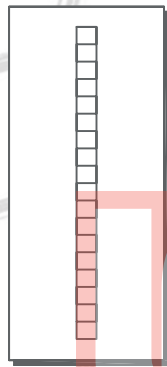
Incisa 2




Incisa 3



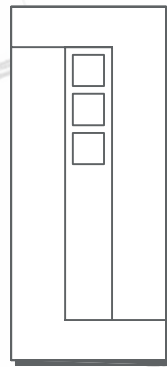
Incisa 4



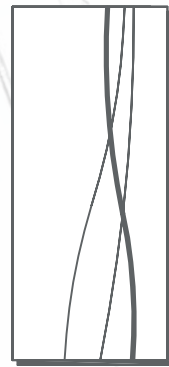
Incisa 7




Incisa 8



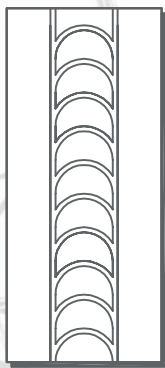
Incisa 9



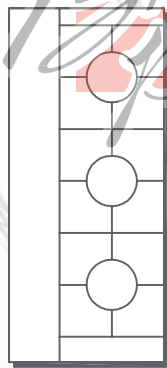
PU 31



Traccia



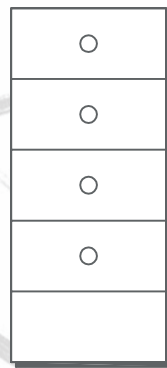
Barcellona



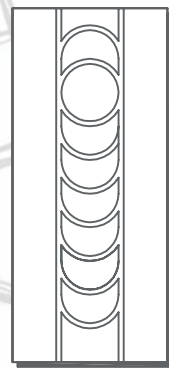
Garda




NF5



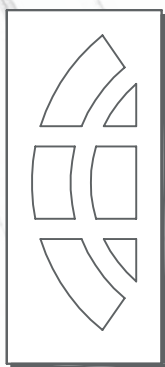
NF20



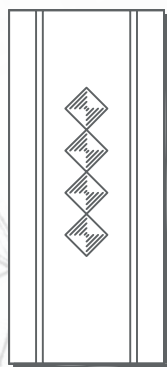
Madrid



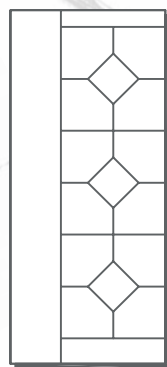
Artemide



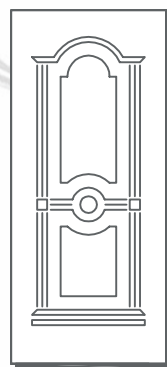
PFV



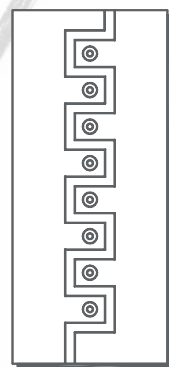
TZ




Iseo




Impero




Atene



rovere wengé con inserti non passanti cromati satinati



Non passante




Passante

mod. 4NP


pannello con inserto in Alluminio




1P



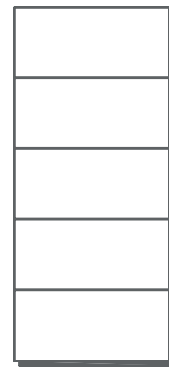
2PC



2P



3P



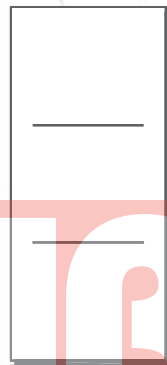
4P




1NP




2N9C




2NP




3NP



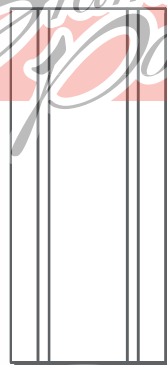
4NP




1VP




2VP



4VP




1VNP



2VNP



1NPDX



1NPSX




TNP



XNP



Flessa





*la Passione
è nelle nostre mani...*

rivestimento intelaiato con pannelli in rilievo
e cornici riportate

Vecchia Milano



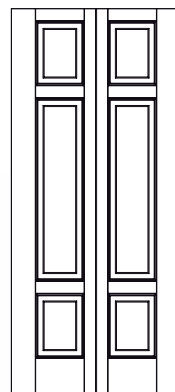
mod. Duomo




mod. S. Ambrogio




mod. S. Siro




mod. S. Ambrogio



mod. Duomo



mod. S. Siro



mod. Leonardo



rivestimento intelaiato con pannelli in rilievo
e cornici riportate

Vecchia Milano



mod. Leonardo

gli Accessori

Abbiamo selezionato per te una serie completa di coprifili, bussole, piattine, angolari e altri complementi studiati e realizzati appositamente per l'uso in ambienti esterni.

Abbiamo scelto il legno massiccio per garantire durabilità nel tempo e la migliore tecnologia per dargli forma e colore.

*Adesso, scegli la tua porta,
costruiscila con noi,
pensala nel tempo.*



l' Eleganza entra in casa



Brambilla Porte

Via del Lavoro, 66
20874 Busnago (MB)
Tel. 039 6956961 - Fax 039 6095607
E-mail: info@brambillaporte.it
Web: www.brambillaporte.it

Art. 10



Dimensioni: 35x6 mm
Piattina liscia

Art. 20



Dimensioni: 65x12 mm
Coprifilo liscio

Art. 21



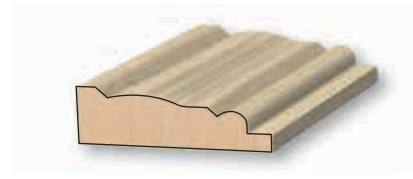
Dimensioni: 80x12 mm
Coprifilo liscio

Art. 22



Dimensioni: 80x12x20 mm
Coprifilo liscio con aletta
per incastro

Art. 23




Dimensioni: 70x20 mm
Coprifilo barocco

Art. 30



Dimensioni: 210x25 mm
Bussola in multistrato marino
AW100 bordata e fresata 2 lati
per coprifilo ad incastro

Art. 40




Dimensioni: 45x20 mm
Listone centrale per porta
2 ante tipo dierre

Art. 41




Dimensioni: 45x22 mm
Angolare fermapannello
tipo dierre

Art. 42




Dimensioni: 45x21 mm
Angolare copritelaio lato
interno

Art. 43




Dimensioni: 36x33 mm
Angolare copritelaio lato
esterno

Art. 50




Dimensioni: 31x70 mm
Gocciolatoio da applicare
per sistemi aria/acqua

Art. 60



Dimensioni: 53x12 mm
Perlinetta tipo Milano

Art. 61



Dimensioni: 43x12 mm
Perlinetta a onda tipo Pavia